


I'm going
to the
Ackland Art
Museum!



When I see a brick building and a bright pink sign that says "Ackland," I will know that I have arrived. I can use the stairs or the ramp to get to the front door.



At the Museum's front desk, I will find people waiting to greet me and answer any questions I have. They may ask the adult with me a couple of questions and give us visitor stickers.



I can also find the Museum's map and information about the exhibitions and programs.



Before going to the galleries, I need to drop off any large bags, umbrellas, food, drink, and other things I don't want to carry. I can put my things in a cubby or a locker. At the end of my visit, I can get my things back.



I can also find wheelchairs and portable seats in the coatroom. These can be used in the gallery if I want to sit in the galleries or need help moving around.




I can stop by the F.A.M. Cart to pick up drawing materials. There are other activities available here, including craft kits that I can take home.




There will be many pieces of art in the galleries. These artworks change occasionally, so I may see different things if I visit multiple times. Sometimes works of art make noise or have lights, such as a video.



To protect myself and the art, I can stand at least two steps away from each artwork.



There may be many other people visiting the museum at the same time as me. If I ever feel overwhelmed, I can tell the adult I came with and they can take me somewhere quiet.



I can explore the art by looking, thinking, and talking about it. I can use my hands to sketch on paper or hold someone's hand. By keeping my hands off the art, I am helping to keep the art safe for other people like me to enjoy.



There are two floors in the Museum filled with art. I can use the stairs or the elevator to get to the second floor. Ackland Upstairs is closed during the summer, and there is a lot of art to explore on the first floor year-round.



I might see gallery attendants in the galleries. They are here to keep the art and the people in the Museum safe. If I am lost, need help, or want to ask a question, I can approach a security guard.





If I need to use the bathroom, I can find the restrooms, changing tables, and water fountains at the back left side of the first floor.



If I need a break or want to eat or drink, I can go to the lobby or to ART& (Gallery 5). Food and drink are only allowed in these areas. I can sit down and rest before continuing my visit.



Before I leave, I can visit the museum store. I can find books, toys, and art supplies in the store. If I find something I like, I can buy it at the register.



When it's time to go, I can gather my things from the coatroom and exit through the door I came in. I can keep my visitor sticker or leave it on the sticker pole.



If I had a fun time at the Ackland, I can say so or ask when I can come back again! The staff at the Ackland will be excited for me to visit again.



Additional Information

- The galleries can be cold. I may want to bring a sweater or coat from home to wear while exploring.
- If I need help or have a question, I can ask a security guard or anyone wearing a purple "Ackland" nametag.
- I can find a map of the galleries on this webpage:
<https://ackland.org/visit>

Image Credits

- Slide 7, right image: Anna Routh Barzin
- Slide 8, left image: Megan Kerns Photography
- Slide 9, both images: Megan Kerns Photography
- Slide 10, left image: Megan Kerns Photography
- Slide 11: Anna Routh Barzin